



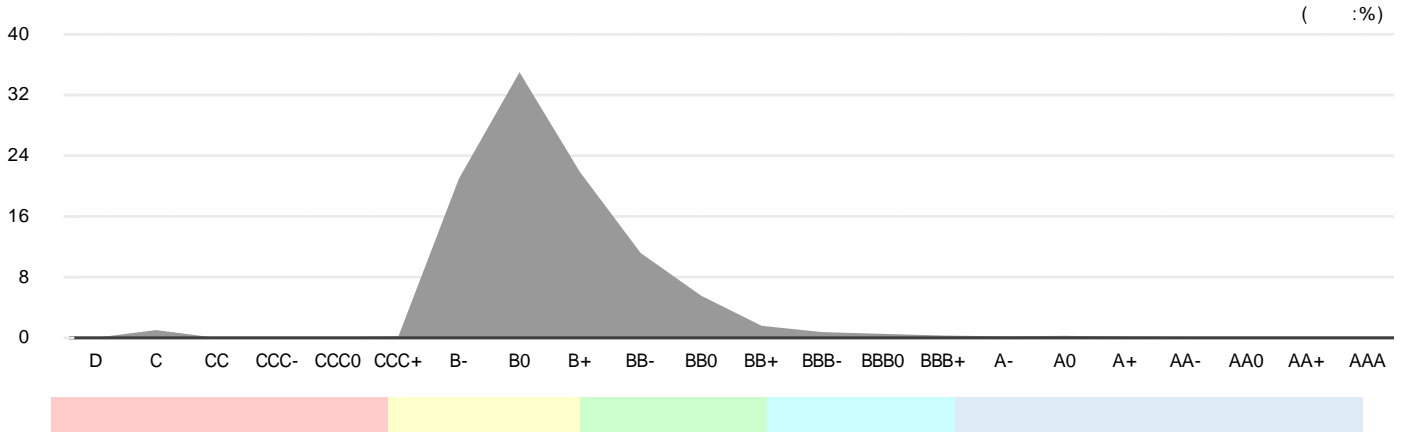
가

:
 :
 :
 : PPR2-2021
 : 2021-02-05

-
1. 「 가 가
 2. 가 가
 3. 가
 4. 가 가 가 가
 5. SCI 가 (Tel. 02-514-3000)

		가	
		BB0	CR-1
111111-1111111			
()	()		
(04081)	144 ()		
(F4111)			2019. 12. 31
		가	2021. 02. 05
			2021. 06. 30
	204 (:100 / :104 / (/):0)		

가		가		()
2021. 02. 05	2019. 12. 31	BB0	CR-1	-



· SCI 가 () 1 가 가

NF	NR	CR-6	CR-5	CR-4	CR-3	CR-2	CR-1
----	----	------	------	------	------	------	------

							(:)
2019.12		30,536	7,434	23,103	48,709	6,349	4,411
2018.12		23,251	4,557	18,694	46,528	3,402	2,579
2017.12		20,662	4,491	16,171	39,916	1,513	993

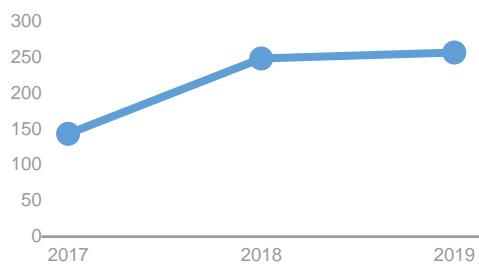
1. (') 2000 01
2019 12 30,536 , 23,103 (17,750 ,
48,709 , 6,349 204 .

2. 4 , 2017 08 .
(100%) .

3. 144 () -
2019 12 4.69% 48,709 , 13.03%
가 4 8(45.04%), 2(25.74%), 1(5.47%),
4(5.47%), 3(4.5%) .

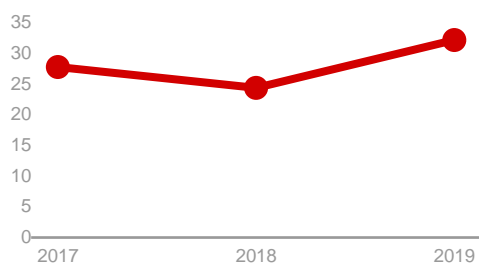
4. 257.31%, 32.18%, 75.66%, 1.66%
16.40% , 13.03%, 21.11%,

1.



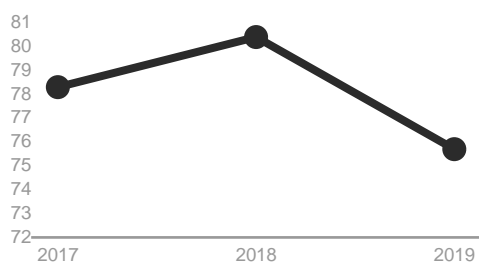
(%) :

2017	2018	2019	
143.7	249.0	257.3	163.0



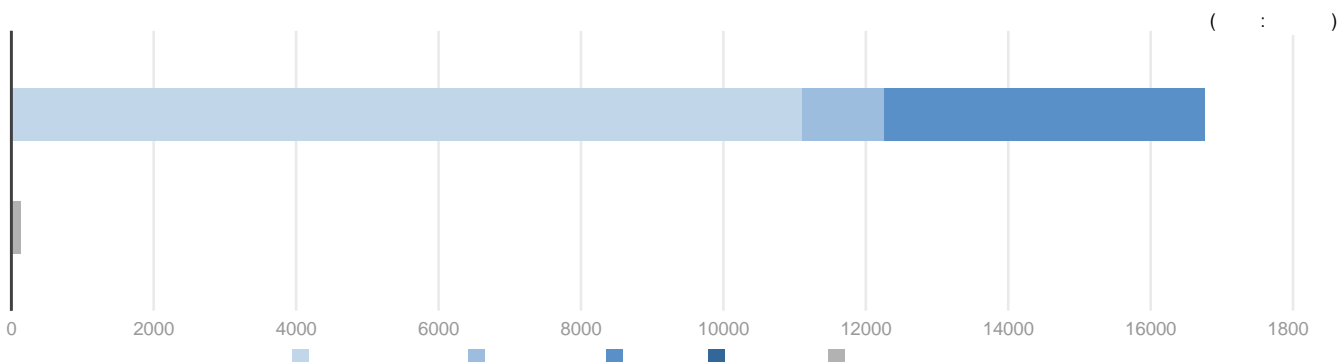
(%) :

2017	2018	2019	
27.8	24.4	32.2	130.5



(%) :

2017	2018	2019	
78.3	80.4	75.7	43.4

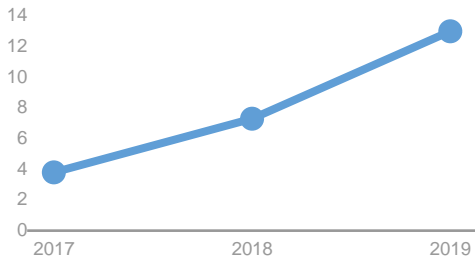


. = + + +

(: ,)

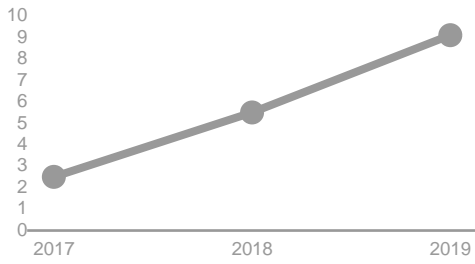
	2017	2018	2019
	0	0	0
	1513	1513	1513

2.



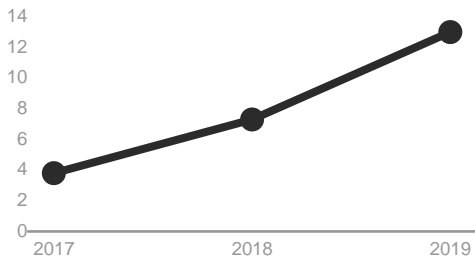
(%) :

2017	2018	2019	
3.8	7.3	13.0	5.1



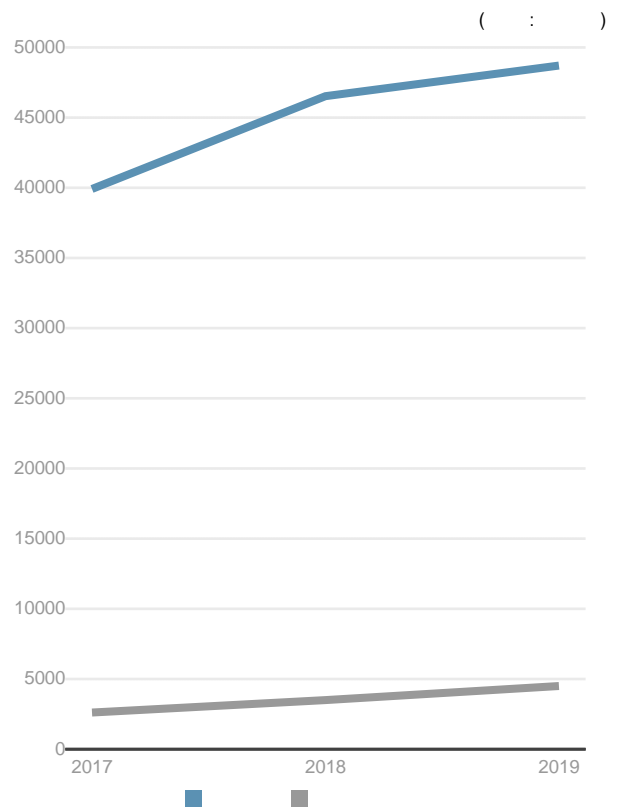
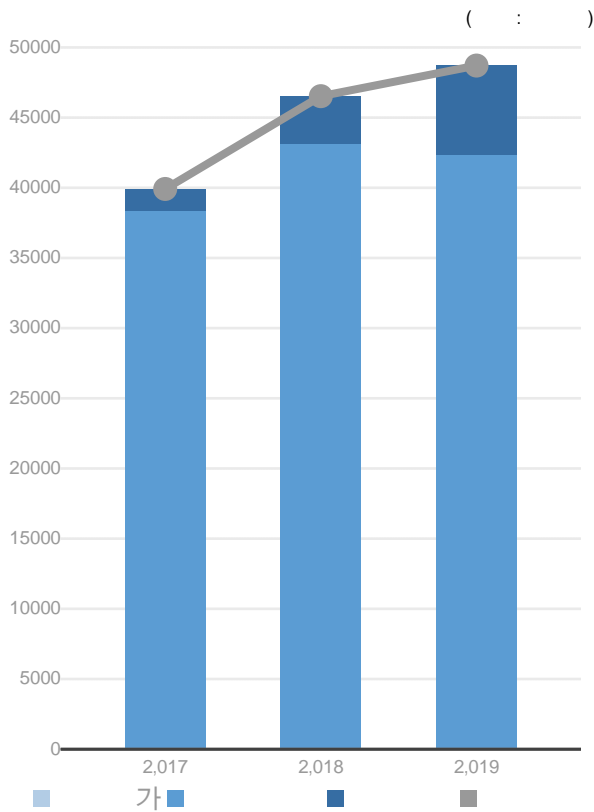
(%) :

2017	2018	2019	
2.5	5.5	9.1	3.4



EBITDA/ (%) :

2017	2018	2019	
3.8	7.3	13.0	5.7



	(04081)	144 ()	
	02-0000-0000		02-0000-0000
	(04081)	144 ()	
	02-0000-0000		02-0000-0000
			111111-111111
	(F4111)		
	2000.01.03		

가			(/)	
2021.02.05	100	104	0	204

2000.01	

	(04081)	144 ()	
	(:)		
	02-0000-0000		02-0000-0000

	(04081)	144 ()	
	(:)		
	02-0000-0000		02-0000-0000

		/		가 ()
--	--	---	--	-------

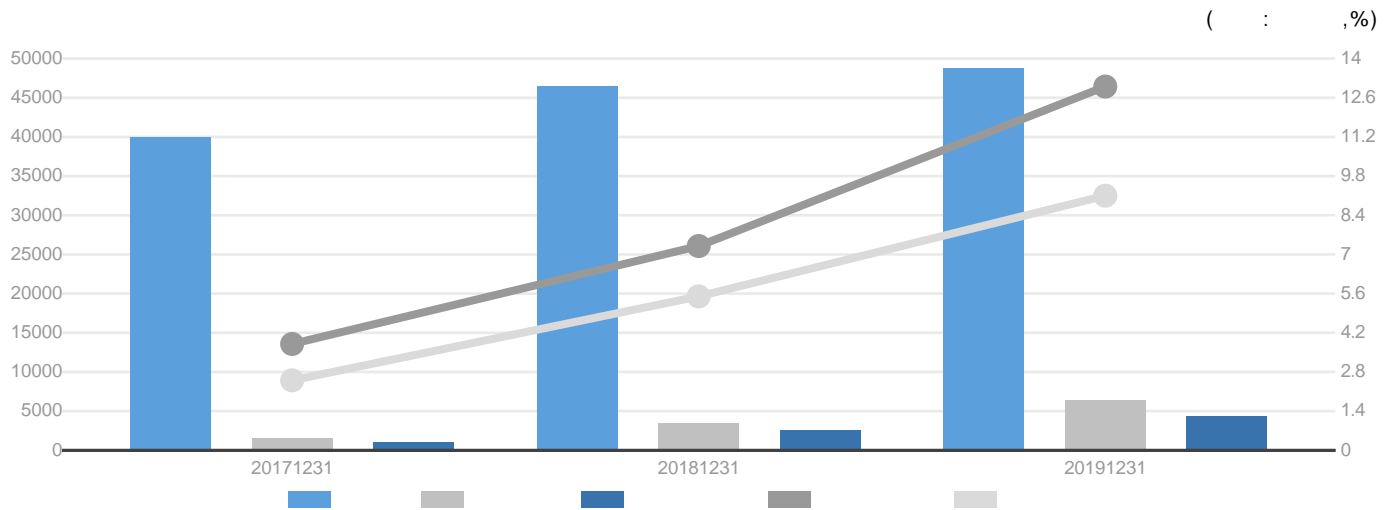
3

NO						
----	--	--	--	--	--	--

5

NO	()				
----	-----	--	--	--	--

5



2019.12.31	48,709	6,349	4,411	13.0	9.1	
2018.12.31	46,528	3,402	2,579	7.3	5.5	
2017.12.31	39,916	1,513	993	3.8	2.5	

(: ,%)

	2017 12		2018 12		2019 12		2020 12
	39,916	100.0	46,528	100.0	48,709	100.0	50,000
	39,916	100.0	46,528	100.0	48,709	100.0	50,000

(:)

	1	2	3	4	
2019	12,654	38,079	40,553	20,485	111,771
2020	13,552	38,500	40,211	11,500	103,763

(: ,)

	2017	2018	2019	
	2,611	3,497	4,500	
	0	0	0	
	39,916	46,528	48,709	
	12	24	30	70
	0	0	0	33

