



가

:
:
:
:
:
: 2021-02-05

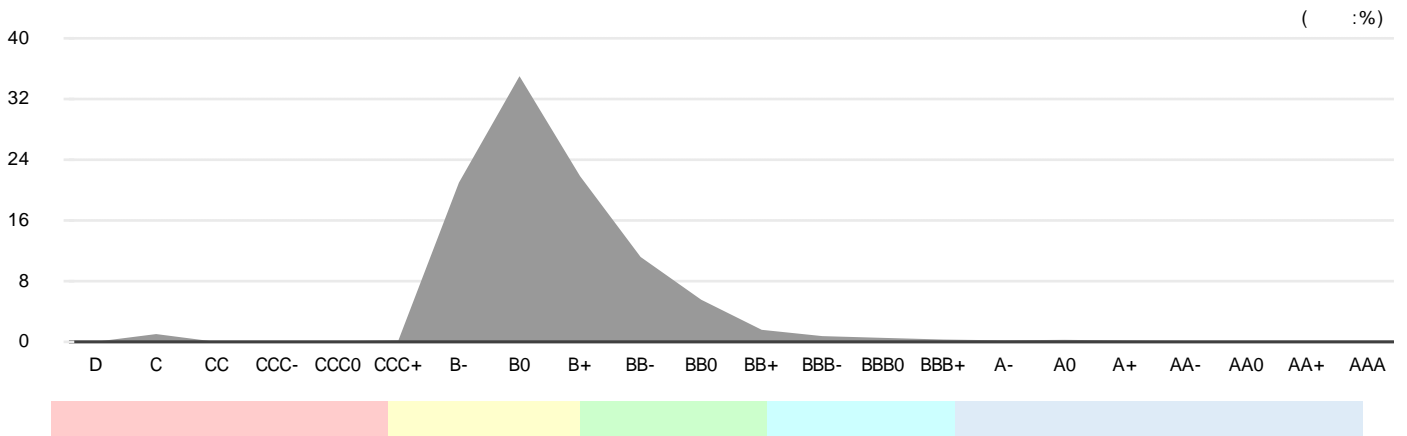
-
1. 「 가 가
 2. 가 가
 3. 가
 4. 가 가 가 가
 5. SCI 가 (Tel. 02-514-3000)

Contents

.	-----	1
.	-----	2
.	-----	5
.	-----	8
.	-----	12
.	-----	18
.	-----	19
.	-----	20

		가	
		BB0	CR-1
()	()		
(04081)	144 ()		
	(F4111)		2019. 12. 31
		가	2021. 02. 05
	204		2021. 06. 30

가		가		()
2021. 02. 05	2019. 12. 31	BB0	CR-1	-



· SCI 가 () 1 가 가

NF	NR	CR-6	CR-5	CR-4	CR-3	CR-2	CR-1
----	----	------	------	------	------	------	------

							(:)
2019.12		30,536	7,434	23,103	48,709	6,349	4,411
2018.12		23,251	4,557	18,694	46,528	3,402	2,579
2017.12		20,662	4,491	16,171	39,916	1,513	993

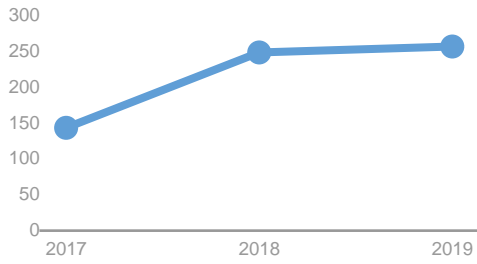
1.

2.

3.

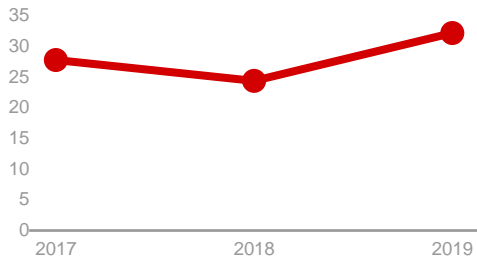
4.

1.



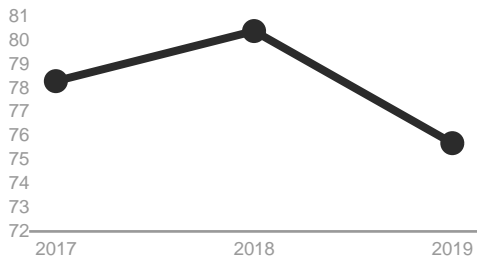
(%) :

2017	2018	2019	
143.7	249.0	257.3	163.0



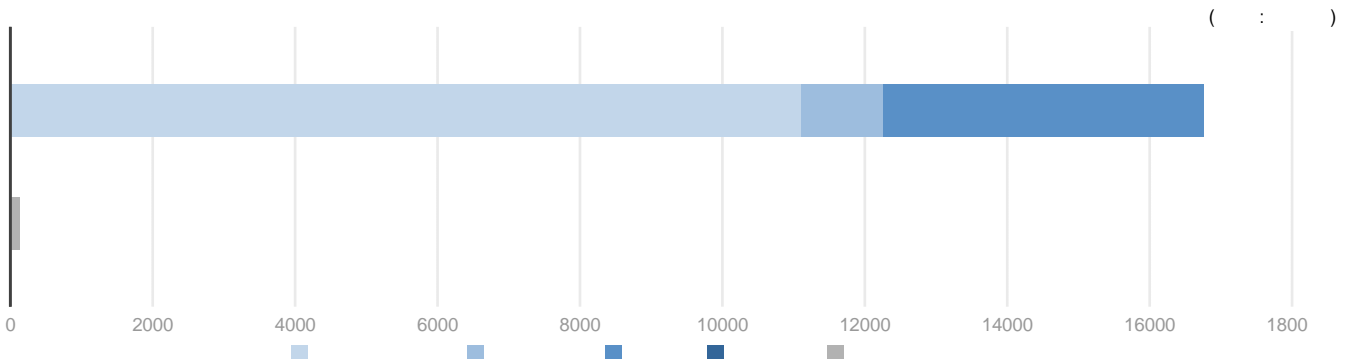
(%) :

2017	2018	2019	
27.8	24.4	32.2	130.5



(%) :

2017	2018	2019	
78.3	80.4	75.7	43.4

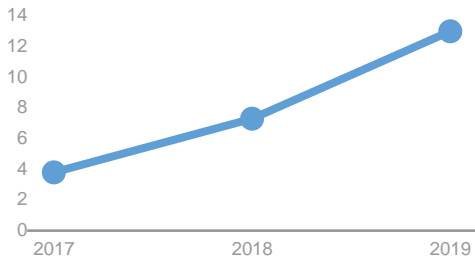


. = + + +

(: ,)

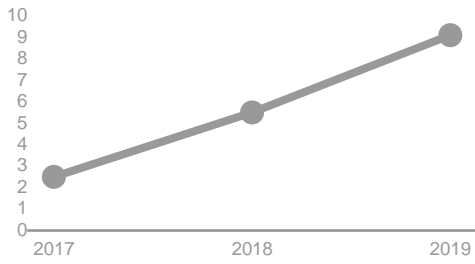
	2017	2018	2019
	0	0	0
	1513	1513	1513

2.



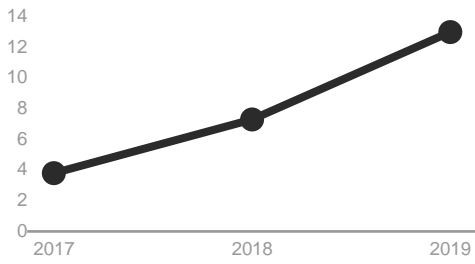
(%) :

2017	2018	2019	
3.8	7.3	13.0	5.1



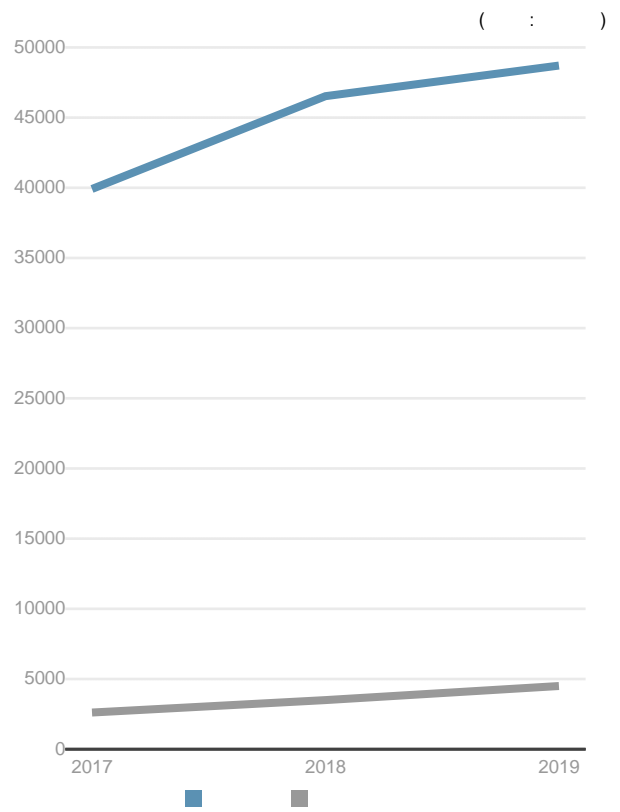
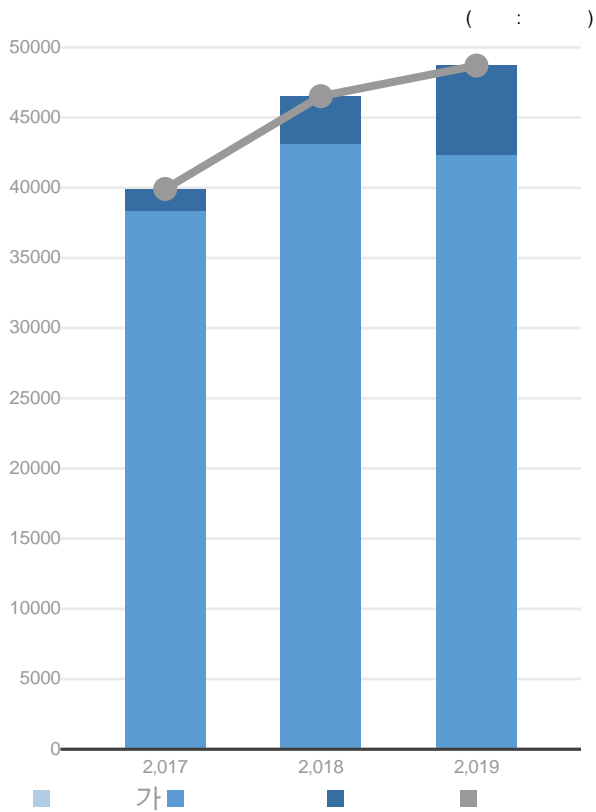
(%) :

2017	2018	2019	
2.5	5.5	9.1	3.4



EBITDA/ (%) :

2017	2018	2019	
3.8	7.3	13.0	5.7



	(04081)	144 ()	
	02-0000-0000		02-0000-0000
	(04081)	144 ()	
	02-0000-0000		02-0000-0000
	(F4111)		
	2000.01.03		

가			(/)	
2021.02.05	100	104	0	204

2000.01	
---------	--

2

5

(: , %)

가	10,000		50,000
			500

	(04081)	144 ()	
	(:)		
	02-0000-0000		02-0000-0000

	(04081)	144 ()	
	(:)		
	02-0000-0000		02-0000-0000

		/		가 ()

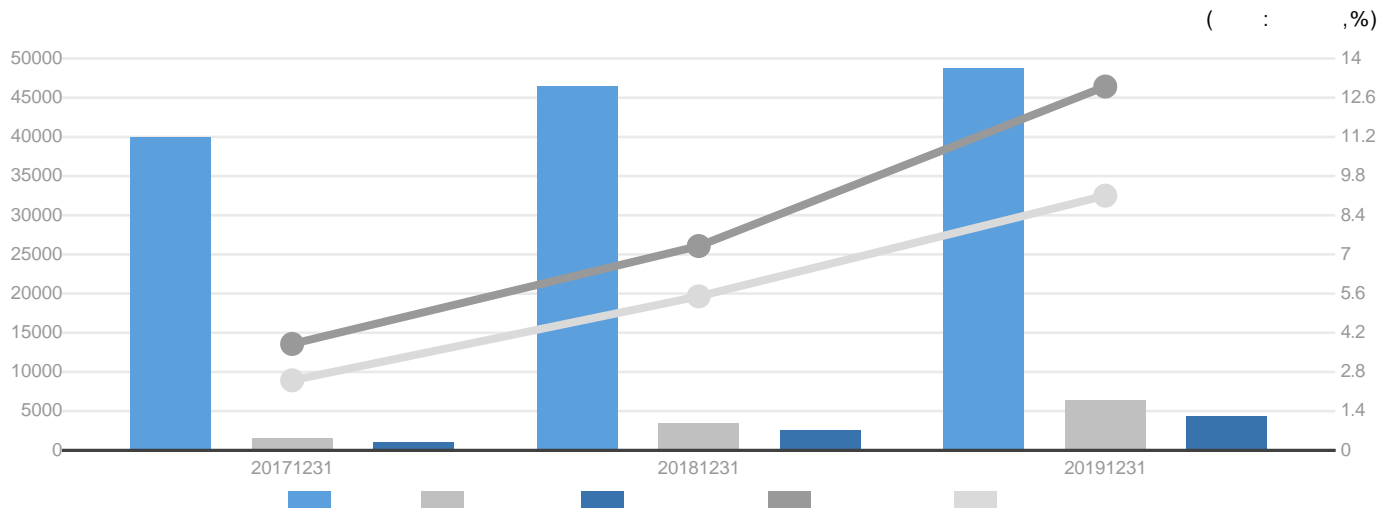
3

NO						

5

NO	()				

5



2019.12.31	48,709	6,349	4,411	13.0	9.1	
2018.12.31	46,528	3,402	2,579	7.3	5.5	
2017.12.31	39,916	1,513	993	3.8	2.5	

(: ,%)

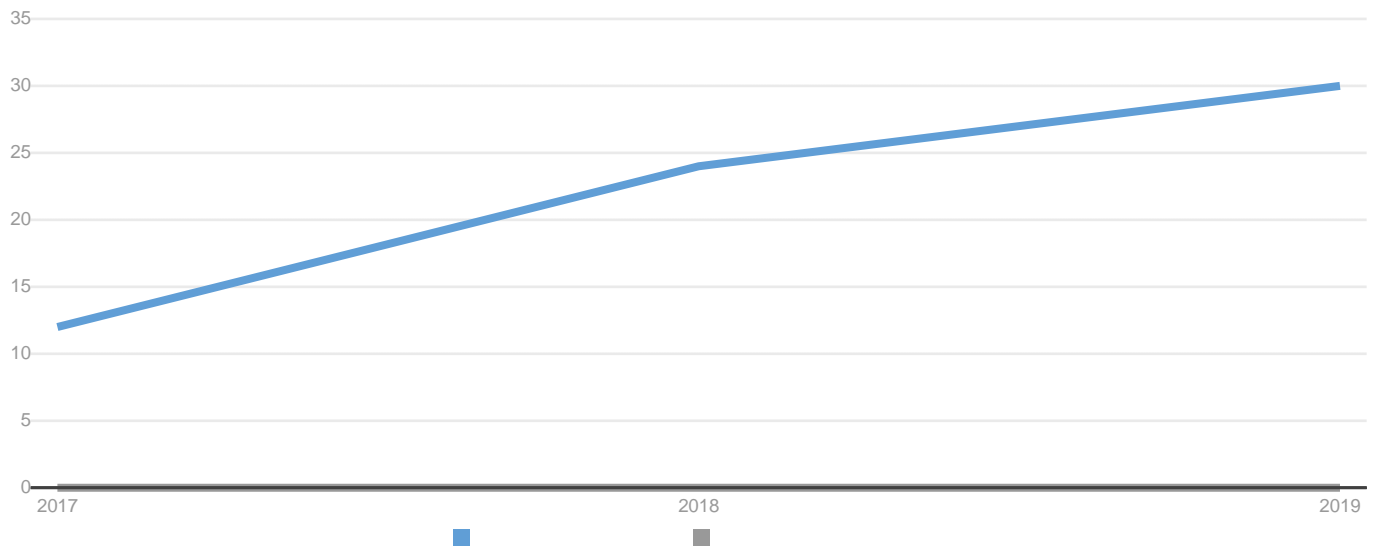
	2017 12		2018 12		2019 12		2020 12
	39,916	100.0	46,528	100.0	48,709	100.0	50,000
	39,916	100.0	46,528	100.0	48,709	100.0	50,000

(:)

	1	2	3	4	
2019	12,654	38,079	40,553	20,485	111,771
2020	13,552	38,500	40,211	11,500	103,763

(: ,)

	2017	2018	2019	
	2,611	3,497	4,500	
	0	0	0	
	39,916	46,528	48,709	
	12	24	30	70
	0	0	0	33



(: ,%)

			2020 1/4	2020 2/4	2020 3/4	2020 4/4		
1								
2								
3								
4								
5								
6								
7								
8								
9								
10								
11								
12								

(: ,%)

			2020 1/4	2020 2/4	2020 3/4	2020 4/4		
1								
2								
3								
4								
5								
6								
7								
8								
9								
10								

■

(:)

		가	(/)	(/)

6

(:)

15

(:)

	2017/12	2018/12	2019/12	3
	6,352	10,421	17,366	11,380
	6,352	10,421	17,366	11,380
	2,368	3,853	11,109	5,777
	344	1,129	1,145	873
	2,611	3,497	4,500	3,536
	86	572	22	227
	264	262	25	183
	500	0	0	167
	28	17	0	15
	151	1,091	565	602
	14,310	12,830	13,170	13,437
	7,866	7,544	7,220	7,543
가	495	0	0	165
	7,260	6,918	6,876	7,018
	110	626	344	360
	1,148	997	2,293	1,480
	1,148	997	2,293	1,480
	2,743	2,403	1,743	2,296
	2,743	2,403	1,743	2,296
	2,553	1,885	1,915	2,118
	1,248	632	652	844
	1,303	1,251	1,261	1,272
가	2	2	2	2
	20,662	23,251	30,536	24,816
	4,421	4,185	6,749	5,118
	983	999	1,014	998
	1,763	1,484	2,484	1,910
	0	0	376	125
	517	489	462	489
	214	364	192	257
,	944	849	1,022	938
	0	0	1,200	400
	70	372	685	376
	0	0	131	44
	70	372	553	332

	2017/12	2018/12	2019/12	()
/				
(%)	143.7	249.0	257.3	163.0
(%)	143.7	249.0	257.3	117.9
(%)	27.8	24.4	32.2	130.5
(%)	78.3	80.4	75.7	43.4
(%)	0.0	0.0	1.7	24.7
(%)	-13.1	-21.4	-38.5	7.5
/ (%)	0.0	0.0	74.2	47.3
(%)	88.1	67.3	55.4	13.0
()	11.9	24.0	30.0	105.8
()	11.9	24.0	30.0	70.1
()	0.0	0.0	0.0	68.9
()	0.0	0.0	0.0	33.2
()	41.3	11.4	5.8	3.9
()	3.9	2.1	1.8	0.8
()	30.6	15.2	12.2	5.2
가 (%)	0.0	12.5	31.3	3.7
가 (%)	0.0	1.5	63.1	1.3
가 (%)	0.0	0.0	0.0	1.9
가 (%)	0.0	15.6	23.6	7.0

*

(:)

	2017/12	2018/12	2019/12	3
	39,916	46,528	48,709	45,051
	39,916	46,528	48,709	45,051
	38,403	43,125	42,360	41,296
	38,403	43,125	42,360	41,296
	1,513	3,402	6,349	3,755
	221	1,310	162	565
	18	39	61	39
	0	0	0	0
	0	0	47	16
	129	26	18	57
	74	1,246	37	452
	298	1,229	789	772
	0	1	16	6
	0	0	0	0
	0	342	43	128
	0	0	8	3
	0	8	0	3
	298	293	20	204
	0	0	205	68
	1,435	3,484	5,722	3,547
	442	905	1,311	886
	993	2,579	4,411	2,661
	993	2,579	4,411	2,661

	2017/12	2018/12	2019/12	()
가 (%)	0.0	0.0	0.0	87.5
(%)	3.8	7.3	13.0	5.1
EBITDA/ (%)	3.8	7.3	13.0	5.7
(%)	3.6	7.5	11.8	4.8
(%)	2.5	5.5	9.1	3.4
(%)	13.7	15.7	21.1	13.9
(%)	13.9	15.9	21.3	3.9
(ROE) (%)	12.3	14.8	21.1	6.5
(ROA) (%)	9.6	11.7	16.4	2.8
가가 (%)	3.6	7.4	11.7	17.1
()	4,825.6	5,854.0	386.4	4.1
(%)	0.0	0.0	0.0	1.2
(%)	-0.0	-0.1	-0.1	0.6
EBITDA/ ()	4,825.6	5,854.0	386.4	0.0
가 (%)	0.0	16.6	4.7	-3.4
가 (%)	0.0	12.3	-1.8	4.2
가 (%)	0.0	124.9	86.6	-10.3
가 (%)	0.0	85.4	2,727.1	-3.9
가 (%)	0.0	159.6	71.1	-4.7
	0.0	0.0	0.0	0.2

	2017/12	2018/12	2019/12	3
	353	1,226	7,596	3,058
	353	1,226	7,596	3,058
()	993	2,579	4,411	2,661
가	0	936	492	476
가	0	936	539	492
	0	247	9	85
	0	342	43	128
	0	347	487	278
	0	0	47	16
	0	0	0	0
	0	0	47	16
	-641	-2,288	2,693	-79
(가)	-2,611	-886	-1,002	-1,500
(가)	-2,611	-886	-1,002	-1,500
	1,971	-1,402	3,695	1,421
	-17,897	352	-196	-5,914
()	-1,148	151	-1,296	-764
()	-1,148	151	-1,296	-764
()	-2,743	93	652	-666
()	-344	-785	-16	-382
()	-495	495	0	0
(가)	-500	500	0	0
()	-7,260	342	43	-2,292
()	-2,663	-537	-231	-1,144
(FCF)	-3,539	1,471	6,952	1,628
가 (DCF)	-3,539	1,471	6,952	1,628
	17,169	0	507	5,892
가()	0	0	131	44
가()	0	0	376	125
()	17,750	0	0	5,917
	-581	0	0	-194

	2017/12	2018/12	2019/12
()	1,125.7	2,110.9	19.4
(%)	0.0	0.0	5,794.1
(%)	0.0	0.0	1,497.6
/ (%)	15.7	27.1	126.7
/ (%)	0.0	0.0	1,370.6

(: ,%)

	0	0
가	0	0
	0	0
	0	0
	0	0
	0	0
	0	0

(:)

	1	2	2	
	0	0	0	0
가	0	0	0	0
	0	0	0	0
	0	0	0	0
	0	0	0	0
	0	0	0	0

(: ,%)

	가	
		100
	0	100

(: 2021-02-05)

()

(:)

--	--	--	--	--	--	--	--

()

(:)

--	--	--	--	--	--	--	--

(:)

--	--	--	--	--	--	--	--

(:)

--	--	--	--	--	--	--	--

가

AAA	가 , .
AA	가 , .
A	가 , .
BBB	가 , 가 .
BB	, 가 .
B	, .
CCC	가 , 가 .
CC	가 가 .
C	가 , 가 .
D	.

AA CCC '4' '1' 가

CR-1	, .
CR-2	, .
CR-3	, 가 .
CR-4	가 .
CR-5	가 .
CR-6	가 .
NF	가 가 .
NR	2 .